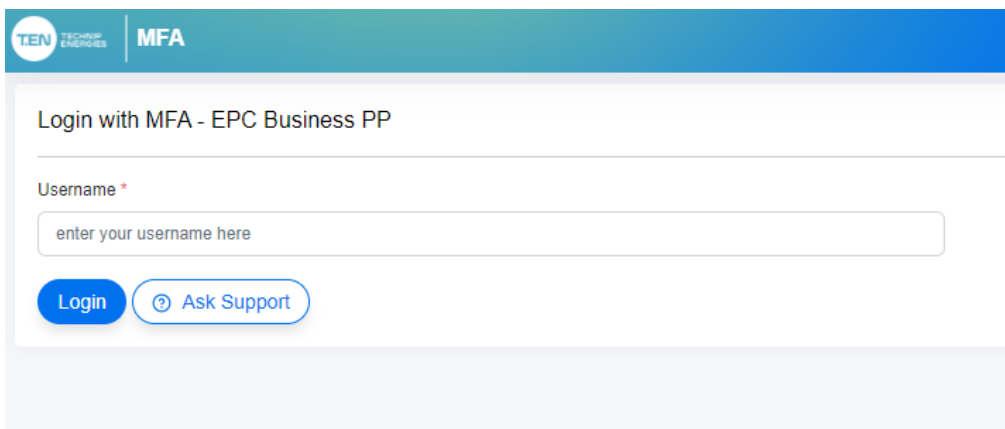


## MFA Registration

Please follow the steps through the guide to successfully use MFA

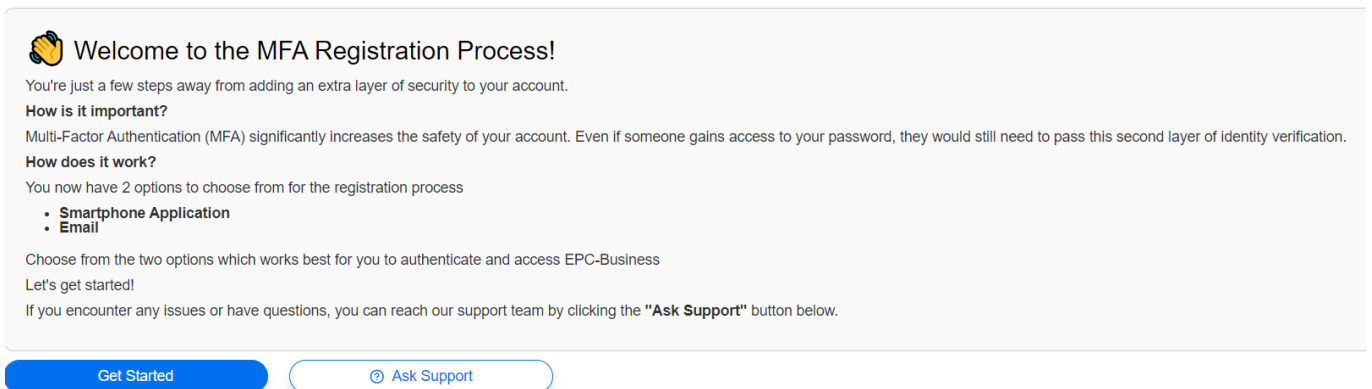
Click the link – <https://epc-business.com>


You will be presented the Login page for MFA



Enter your EPC-Business login ID / Username > [click login](#)

The following box appears welcoming you to the registration process > [Click Get Started](#)



 **Welcome to the MFA Registration Process!**

You're just a few steps away from adding an extra layer of security to your account.

**How is it important?**  
Multi-Factor Authentication (MFA) significantly increases the safety of your account. Even if someone gains access to your password, they would still need to pass this second layer of identity verification.

**How does it work?**  
You now have 2 options to choose from for the registration process

- Smartphone Application
- Email

Choose from the two options which works best for you to authenticate and access EPC-Business  
Let's get started!

If you encounter any issues or have questions, you can reach our support team by clicking the "Ask Support" button below.

[Get Started](#) [Ask Support](#)



The following box appears offering 2 options to register using an Authenticator Application (smartphone) or registration using email

Register MFA - **EPC Business PP** (pau\*\*\*\*\*@\*\*\*il.com)

---

Please choose from one of the option(s) below. \*

Authenticator Application

Email

**Please choose the option that works best for you**

[Previous](#) [Next](#)

**Please now choose from the option below to complete the registration process**

## Option 1 – Registration using Authenticator Application (Smartphone)

### Step 1 – Download the Authenticator Application

This app ensures that extra authentication takes place so that you can safely use EPC-Business on your mobile device.

Go to either Google Play or App Store depending on the mobile device OS (Android or Apple)

Search for MS Authenticator or Google Authenticator > Click Download and install

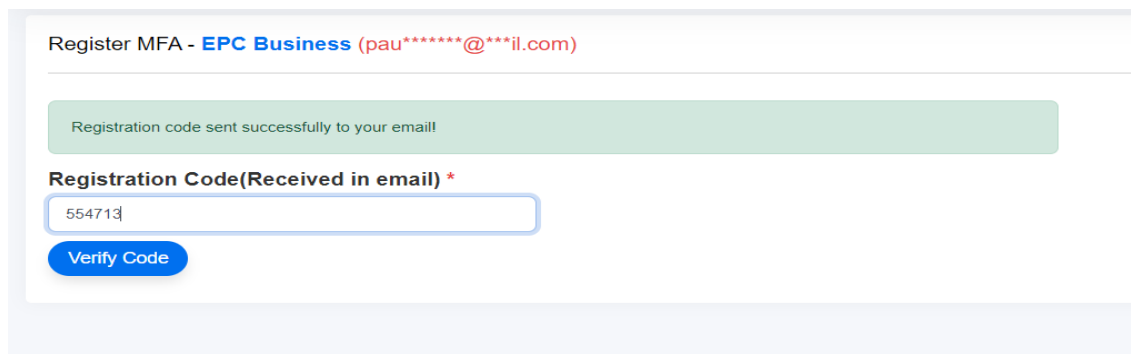


Once you have the application installed now go back to the registration process

Click - Authenticator Application – **Click Next**

The following screen will be presented - Go to your email inbox and look for an email from **TEN.MFA.Admin**

Open the email and collect the 6 digit code – Enter the code into the box - **Click Verify Code**



Register MFA - **EPC Business** (pau\*\*\*\*\*@\*\*\*il.com)

Registration code sent successfully to your email

**Registration Code(Received in email) \***

**Verify Code**

The box below will then be presented

Register MFA - EPC Business (pau\*\*\*\*\*@\*\*il.com)

**Scan the QR Code with Microsoft Authenticator or Google Authenticator**

**Instructions:**

To complete the registration process, please follow these steps:

1. Download the **Microsoft Authenticator** or **Google Authenticator** app from your mobile device's app store:
  - For Android: Go to Google Play Store.
  - For iOS: Go to the Apple App Store.
2. Open the authenticator app and tap the **+** symbol to add a new account.
3. Select **"Scan QR Code"** option and scan the QR code displayed below.
4. After scanning, the app will generate a verification code. Enter this code in the field labeled 'Authenticator Code' to finalize your registration.

**Scan the QR Code**



**Open smartphone  
and  
Scan the QR code**

Authenticator Code(From Mobile App) \*

Register

**Enter the 6 digit code presented in the Authenticator App > Click Register**

**You will now be registered for MFA !**

You will now be re-directed to the EPC-Business login page please now login with your EPC-Business account ID and password to access the application.




## Option 2 – Registration using Email

Click - Email – [Click Next](#)

The next screen will present a captcha code please enter the code presented – [Click Next](#)

Register MFA - **EPC Business PP** (pau\*\*\*\*\*@\*\*\*il.com)

Retype the code from the picture:



Enter Captcha\*

[Previous](#) [Next](#)

**Next Step** - Go to your email inbox and look for an email from **TEN.MFA.Admin**

Register MFA - **EPC Business** (pau\*\*\*\*\*@\*\*\*il.com)

Registration code sent successfully to your email

Registration Code(Received in email) \*

[Verify Code](#)

Now enter the 6-digit code from the email > [Click Verify Code](#)

**You will now be registered for MFA !**

You will now be re-directed to the EPC-Business login page please now login with your EPC-Business account ID and password to access the application.